



AMERICAN QUARTER HORSE ASSOCIATION

PATTERN CLASS SCORE SHEET

Youth Level 1 Youth 13 < Youth 14-18 Amateur Level 1 Amateur Select Amateur

Circle Division

Circle Class

Showmanship

Horsemanship

Equitation

Adult

Show: OHSA World Show

Date: 5/29/21

Judge: Waincoat

Signature: Kelli m Waincoat

Table with columns for W.O., Entry #, Maneuver Description, 10 numbered columns for scores, F&E, Total Penalty, Score, Comment, and Rail Work. Includes handwritten entries for 'Stack', 'Bellrose', 'Keys', 'Hurt', 'Fahey', 'Bell', 'Wynot', 'Lavoy', and 'Tolliver'.

RIDER FORM & EFFECTIVENESS: E = Excellent (5) VG = Very Good (4) G = Good (2-3) A = Average (0-1)

PENALTIES: Minor = 3 Major = 5 Severe = 10









# LONGE LINE SCORE SHEET

Judge Waincott Date 5/29/21Show OHSA World Show Class Lunge line

The purpose of showing in the longe line class, is to demonstrate that the horse has the movement, manner/expression/attitude, and conformation to become competitive under saddle. Scoring will be on a basis of 0-infinity with 70 denoting an average performance. Each evaluated element will receive a score that will be added or subtracted from 70 and is subject to a penalty that should also be subtracted. The score reflects the horse's performance on that day. Conformation, Jog/Trot, Lope/Canter and Manners/Attitude will be scored on the following basis ranging from +3 Excellent, +2 Very Good, +1 Good, 0 Correct, -1 Poor, -2 Very Poor, -3 Extremely Poor and the Walk and Use of Circle will be scored on the following basis ranging from +1½ Excellent, +1 Very Good, +1/2 Good, 0 Correct, -1/2 Poor, -1 Very Poor, -1½ Extremely Poor.

Penalty 5: Failure to walk a minimum of two horse lengths, failure to jog/trot a minimum of ¼ (quarter) of a circle, failure to demonstrate the correct lead for a minimum of ¼ (quarter) of a circle.

Penalty Score 0: Evidence of lameness, Striking of the horse to cause forward or lateral movement, fall to the ground by horse, horse steps over or becomes entangled in the longe line, improper equipment, evidence of abuse, failure to show all three gaits in both directions, exhibitor shows disrespect toward judge, any time horse becomes detached from the handler, failure to complete trot off for soundness in three attempts.

W/O	Entry No.	Description	Conformation	Walk	Jog/Trot	Lope/Canter	Use of Circle	Manners/Attitude	Walk	Jog/Trot	Lope/Canter	Use of Circle	Manners/Attitude	Penalty Total	FINAL SCORE
			+3 to -3	+1 ½ to -1 ½	+3 to -3	+3 to -3	+1 ½ to -1 ½	+3 to -3	+1 ½ to -1 ½	+3 to -3	+3 to -3	+1 ½ to -1 ½	+3 to -3		
		Penalty													
1	Belleuse	Maneuver Score	+2	0	+1/2	+1/2	-1/2	+2	0	+1/2	+1/2	-1/2	+2		77
		Penalty													
2	Curley	Maneuver Score	+1	+1/2	+1/2	0	+1	+2	+1/2	+1/2	0	+1	+2		79
		Penalty													
3	Harmon	Maneuver Score	-3	0	+1/2	-1/2	-1/2	+1	0	0	-1	-1/2	+1		67
		Penalty													
4	K. Horse	Maneuver Score	+1	+1/2	+1/2	+1/2	-1/2	+2	+1/2	+1/2	+1/2	-1	+2		76 1/2
		Penalty													
		Maneuver Score													
		Penalty													
		Maneuver Score													
		Penalty													
		Maneuver Score													
		Penalty													
		Maneuver Score													
		Penalty													
		Maneuver Score													

Judges Signature Kelli Waincott



PATTERN CLASS SCORE SHEET

Book District: \_\_\_\_\_  
 Team Level: Year 12 Year 13 Year 14-18  
 Ability Level 1 Ability Score Ability

Book Date \_\_\_\_\_  
 Date Written \_\_\_\_\_  
 (circled) \_\_\_\_\_  
 Student \_\_\_\_\_

THE CASA MANUAL WORKSHOP  
 COUNTRY: USA  
 CITY: S. TRAFALGAR  
 REGION: SOUTH ISLAND

ADULT SENTENCES

W.D.	Entry #	Each line is scored between 2 ability levels and automatically begins the list with a score of 7 points (2 Easy Pass, 2 Very Pass, 1 Pass, 2 Correct, 1 Good, 1 Very Good, 1 Excellent)										Total Points	Final Score	Comments	Score	Rank	Score	Rank	
Maneuver Description	1	2	3	4	5	6	7	8	9	10									
FRAX FOUR	+1	-1	0	-1/2	0	0	+1/2	-1				+2	71	correct position including phrasing correctly. sentence type & context of the scene VERIFIED	80		80	3	
SWIM TWO	+1	0	0	-1/2	-1	-1/2	0	-2				+1	68	GOOD REAR CORRECT POSITIONING CORRECT PHRASING CORRECT SENTENCE TYPE & CONTEXT + PREGISEN VERIFICATION	80		80		
CASEY ONE	+1	0	0	0	-1/2	-1	0	-1				+2	70	GOOD REAR + PACE CORRECT POSITIONING & CONTEXT CORRECT PHRASING CORRECT SENTENCE TYPE & CONTEXT + PREGISEN VERIFICATION	80		80		
FINAL PLACINGS = 1, 5, 3																			



PATTERN CLASS SCORE SHEET

Score Class  
 Show Name  
 Score Range  
 Duration

Show CNSA WINDYVALE GRND  
 Date MAY 2001  
 Judge S. TRAFFER  
 Signature *[Signature]*

Class Division  
 Youth Level 1 Youth 13 Youth 14-18 **YOUTH**  
 Amateur Level 1 Amateur Select Amateur **1 Entry**

W.D.	Entry #	Each rider is scored on each of twelve points and automatically begins the list with a score of 10 points. 9 Excellent Point 8 Very Good 7 Good 6 Fair 5 Below Average 4 Poor 3 Fairly Poor 2 Very Poor 1 Non-Competent 0 Did Not Run / Did Not Finish										Total Penalty	F&E	Score	Comment	Score	P	E	Score	P	E	Full Score										
		1	2	3	4	5	6	7	8	9	10																					
Maneuver Description		WVIC	xmb	LEL	Simple Cabo	LL	Toggle Cabo	1/4 Cabo																								
1	1												+3	80	COLLECT POSITION HANDELS +PAGE, ACCURATE DISTANCE HIGH ON HINDQUARTERS BUSHY, EXCELLENT F. CLOSET F&E FOR CLARITY																	
2		<b>FINAL PLACING</b>																														
3																																
4	1											ISE - HAVANA BERRY IMPROVED DREAM																				
5																																
6																																
7																																
8																																
9																																
10																																



# NRHA JUDGES SCORE CARD

Judge S. TRAFLET

Event DUSA Individual Show Date May 2021 Class BEIN/LG Pattern 11

MANEUVER SCORES: -1 1/2 Extremely Poor -1 Very Poor -1/2 Poor 0 Correct +1/2 Good +1 Very Good +1 1/2 Excellent

MANEUVER DESCRIPTION 4LS/4RS/RC/LC/RRB/LRB/SIB/

ZENTIES

DRAW	EX#	PENALTY	MANEUVER								PENALTY TOTAL	SCORE
			1	2	3	4	5	6	7	8		
<u>TRACER</u>	<u>DIXIE</u>	SCORE	<u>-1/2</u>	<u>0</u>	<u>+1/2</u>	<u>+1/2</u>	<u>-1/2</u>	<u>0</u>	<u>0</u>			<u>40</u>

DRAW	EX#	PENALTY	<u>ON PATTERNS, CORRECT MANEUVERS, LOOSE FEEL</u>								SCORE
<u>COMMENTS</u>		SCORE	<u>CREDIT W/ 2ND UPD CHANGES</u>								
			<u>HELD RINGS OFF SPONS, SPENT TIME FOR MORE CORRECT</u>								

DRAW	EX#	PENALTY										SCORE
		SCORE										

DRAW	EX#	PENALTY		<u>1/2</u>			<u>2</u>					SCORE
<u>TRACER</u>	<u>KIRA</u>	SCORE	<u>0</u>	<u>0</u>	<u>0</u>	<u>0</u>	<u>0</u>	<u>0</u>	<u>+1/2</u>			<u>2 1/2 68</u>

DRAW	EX#	PENALTY	<u>ON PATTERNS, CORRECT CORRECTS + GOOD CORP</u>								SCORE
<u>COMMENTS</u>		SCORE	<u>+ ENDS - SMOOTH OUT (LOAD CHANGES + RUN DOWN) + FINISH SPIN RIGHT</u>								

DRAW	EX#	PENALTY										SCORE
		SCORE										

DRAW	EX#	PENALTY										SCORE
		SCORE	<u>FINAL PLACING</u>									

DRAW	EX#	PENALTY	<u>1ST</u>								SCORE
		SCORE	<u>TIVIO'S LIL DUN IT - DAKOTA SMITH</u>								<u>1</u>

DRAW	EX#	PENALTY	<u>2ND</u>								SCORE
		SCORE	<u>HINTOPAN OVERDRIVE - KIRA STEVENS</u>								<u>2</u>

DRAW	EX#	PENALTY										SCORE
		SCORE										

Judge's Signature S. TRAFLET



**AQHA RANCH RIDING - Pattern 9**

SHOW: OUSA World  
CLASS: Ranch Riding  
DATE: May 2021

**1 Point Penalties:**

- Over-bridled (per maneuver)
- Out of frame (per maneuver)
- Too slow (per gait)
- Break of gait at walk or trot for two (2) strides or less

**2 Point Penalties:**

- Wrong lead or out of lead
- Draped reins (per maneuver)
- Break of gait at lope
- Break of gait at walk or trot for more than two (2) strides
- Out of lead or cross-cantering more than two (2) strides when changing leads
- Trotting more than three (3) strides when making a simple lead change
- Severe or disturbance of any obstacle

**3 Point Penalties:**

- Stabat disobedience (kick, bite, buck, rear, etc.) for each refusal

**18 Point Penalty:**

- Unnatural Ranch Horse Appearance (Horse's tail is obvious and consistently carried in an unnatural manner in every maneuver)

**Off-Pattern (OP): Cannot place above others who complete pattern correctly:**

- Eliminates maneuver
- Incomplete maneuver
- Use of two hands (except junior and level 1 horses shown in a snaffle bit/hackamore), more than one finger between split reins or any fingers between roman reins (except in the low-rein).

**Disqualification (DQ):**

- Illegal equipment including hoof black, braided or banded manes, or tail extensions
- WBH Abuse
- Major disobedience or schooling
- Lameness

**MANEUVER SCORES**

Each horse/ride team is scored between 0-120 points and automatically begins the run with a score of 70 points  
-1 1/2 Extremely Poor, -1 Very Poor, -10 Poor, 0 Correct, +10 Good, +1 Very Good, +10 Excellent

W/O #	Maneuver Description	T	T0's	T0 SPL	W	RL	CL	LL	Ex L (LL)	Ex T	T	W	S&B	2nd either way	10 POINT PENALTY	PENALTY TOTAL	SCORE	OFF PATTERN
		1	2	3	4	5	6	7	8	9	10	11	12	13				
	PENALTY	/	/	/	/	/	/	/	+00	/	/	/	/	/				
	MANEV.	B, +.5	C, +.5	C, +.5	C	C, +.5	E, +1/2	C, +.5	C	C, +.5	C, +.5	V, C, +1	C, +.5	C, +.5		1	76	
	PENALTY																	
	MANEV.																	
	PENALTY																	
	MANEV.																	
	PENALTY																	
	MANEV.																	
	PENALTY																	
	MANEV.																	
	PENALTY																	
	MANEV.																	

Jennifer Dawson

Command Those Legs

Judge C. Randall

(P-7)

1<sup>st</sup> place



# AQHA

AMERICAN QUARTER  
HORSE ASSOCIATION

## AQHA RANCH RIDING - Pattern 9

SHOW: OHS World

CLASS: Bunch Riding

DATE: May 2021

### 1 Point Penalties:

- Over-bridled (per maneuver)
- Out of frame (per maneuver)
- Too slow (per gait)
- Break of gait at walk or trot for two (2) strides or less

### 3 Point Penalties:

- Wrong lead or out of lead
- Draped reins (per maneuver)
- Break of gait at lope
- Break of gait at walk or trot for more than two (2) strides
- Out of lead or cross-centering more than two (2) strides when changing leads
- Trotting more than three (3) strides when making a simple lead change
- Severe or disturbance of any obstacle

### 5 Point Penalties:

- Blatant disobedience (kick, bite, buck, rear, etc.) for each refusal

### 10 Point Penalty:

- Unnatural Ranch Horse Appearance (Horse's tail is obvious and consistently carried in an unnatural manner in every maneuver)

### Off-Pattern (OP): Cannot place above others who complete pattern correctly:

- Eliminates maneuver
- Incomplete maneuver
- Use of two hands (except junior and level 1 horses shown in a snaffle bit/hackamore), more than one finger between split reins or any fingers between romal reins (except in the low-rein).

### Disqualification (DQ):

- Illegal equipment including hoof black, braided or banded manes, or tail extensions
- Willful Abuse
- Major disobedience or schooling
- Lameness

### MANEUVER SCORES

Each horse/ride team is scored between 0-100 points and automatically begins the run with a score of 70 points  
-1 1/2 Extremely Poor, -1 Very Poor, -1/2 Poor, 0 Correct, +1/2 Good, +1 Very Good, +1 1/2 Excellent

W/O	#	MANEUVER SCORES													10 POINT PENALTY	PENALTY TOTAL	SCORE	OFF PATTERN
		T	TO's	T O SPL	W	RL	CL	LL	Ex L (LL)	Ex T	T	W	S&B	360 either way				
Maneuver Description		1	2	3	4	5	6	7	8	9	10	11	12	13				
		PENALTY																
		MANEV.	7.5	C	P 1/2	C	C	P 1/2	C	C	6.5	C	C	C				69
		PENALTY																
		MANEV.																
		PENALTY																
		MANEV.																
		PENALTY																
		MANEV.																
		PENALTY																
		MANEV.																
		PENALTY																
		MANEV.																
		PENALTY																
		MANEV.																

Raylena Berington

Katori Dunit Slick

Judge C. Randall

(Signature)

2<sup>nd</sup> Place



**AQHA RANCH RIDING - Pattern 9**

SHOW: OUSA World

CLASS: Ranch Riding

DATE: May 2021

**Point Penalties:**  
Over-bridled (per maneuver)  
Out of frame (per maneuver)  
Too slow (per gait)  
Break of gait at walk or trot for two (2) strides or less

**Point Penalties:**  
Wrong lead or out of lead  
Draped reins (per maneuver)  
Break of gait at lope  
Break of gait at walk or trot for more than two (2) strides  
Out of lead or cross-cantering more than two (2) strides when changing leads  
Trotting more than three (3) strides when making a simple lead change  
Severe or disturbance of any obstacle

**Point Penalties:**  
Blatant disobedience (kick, bite, buck, rear, etc.) for each refusal

**10 Point Penalty:**  
- Unnatural Ranch Horse Appearance (Horse's tail is obvious and consistently carried in an unnatural manner in every maneuver)

**Off-Pattern (OP):** Cannot place above others who complete pattern correctly.  
- Eliminates maneuver  
- Incomplete maneuver  
- Use of two hands (except junior and level 1 horses shown in a snaffle bit/hackamore), more than one finger between split reins or any fingers between romal reins (except in the low-rein).

**Disqualification (DQ):**  
- Illegal equipment including hoof block, braided or banded manes, or tail extensions  
- Willful Abuse  
- Major disobedience or schooling  
- Lameness

**MANEUVER SCORES**

Each horse/rider team is scored between 0-100 points and automatically begins the run with a score of 70 points  
-1 1/2 Extremely Poor, -1 Very Poor, -1/2 Poor, 0 Correct, +1/2 Good, +1 Very Good, +1 1/2 Excellent

W/O #	Maneuver Description	T	TO's	TO SPL	W	RL	CL	LL	Ex L (LL)	Ex T	T	W	S&B	300 either way	10 POINT PENALTY	PENALTY TOTAL	SCORE	OFF PATTERN
		1	2	3	4	5	6	7	8	9	10	11	12	13				
	PENALTY	/	/	/	/	/	/	/	/	/	/	OP	/	/				
	MANEV.	M +.5	C	P 1.5	C	C	C	C	C	M +.5	C	Did Not Walk	C	C			70.5	✓
	PENALTY																	
	MANEV.																	
	PENALTY																	
	MANEV.																	
	PENALTY																	
	MANEV.																	
	PENALTY																	
	MANEV.																	
	PENALTY																	
	MANEV.																	

Did Not Walk

Sabine Lazo

Heza Hugable Jet

*(Signature)*

3<sup>rd</sup> place



# AQHA

AMERICAN QUARTER  
HORSE ASSOCIATION

## REINING - Pattern 7

SHOW: OHSA World

CLASS: Ranch Reining

DATE: May 2021

W/O	#	MANEUVER SCORES									PENALTY TOTAL	SCORE
		LRB	RRB	S & B	4 SR	4 1/4 SL	3 CR OOo	3 CL OOo	S			
Maneuver Description		1	2	3	4	5	6	7	8	9		
		PENALTY	-1	-1								
		MANEV.	VP	VP	C	over spin P	C	C	C			0
No hesitation after roll backs per Pattern												
		PENALTY										
		MANEV.										
		PENALTY										
		MANEV.										
		PENALTY										
		MANEV.										
		PENALTY										
		MANEV.										
		PENALTY										
		MANEV.										
		PENALTY										
		MANEV.										

No Score  
← over lot  
by 1 spin  
on 4 SR.

Quinn Gilman  
Judge C. Landwehr

Romeo  
@



SHOW: OUSA World  
CLASS: Ranch Trail  
DATE: May 2021

**AQHA TRAIL**

W/O #	OBSTACLE SCORES												PENALTY TOTAL	SCORE
	-1 1/2 Extremely Poor, -1 Very Poor, -1/2 Poor, 0 Correct, +1/2 Good, +1 Very Good, +1 1/2 Excellent													
Obstacle Description	Bridge	Logs	Gate	J	LL	Log Drift	ST	Dis. RT	see Bridge	Feet	Mount	L <sup>c</sup>		
Obstacle	1	2	3	4	5	6	7	8	9	10	11	12		
	PENALTY													
	OBST SCORE	C	C	C	C	C	C	C	C	C	C	C	/	70
	PENALTY													
	OBST SCORE													
	PENALTY													
	OBST SCORE													
	PENALTY													
	OBST SCORE													
	PENALTY													
	OBST SCORE													
	PENALTY													
	OBST SCORE													
	PENALTY													
	OBST SCORE													
	PENALTY													
	OBST SCORE													

Ray Lena Bevington Kateri Dunit Ilick  
Judge: C. Randall



**COLLECTIVE MARKS:**

Gaits (freedom and regularity).	7		7	free moving
Impulsion (desire to move forward with suppleness of the back and steady tempo).	6.5		6.5	more forward
Submission (acceptance of steady contact, attention, and confidence).	7	2	14	steady horse but on fore hand
Rider's position (keeping in balance with horse).	7		7	in balance
Rider's effectiveness of aids (correct bend and preparation of transitions).	7		7	some correct bending
Geometry and accuracy (correct size and shape of circles and turns).	6.5		6.5	late on # 2 & first circle # 3

160

**FURTHER REMARKS:**

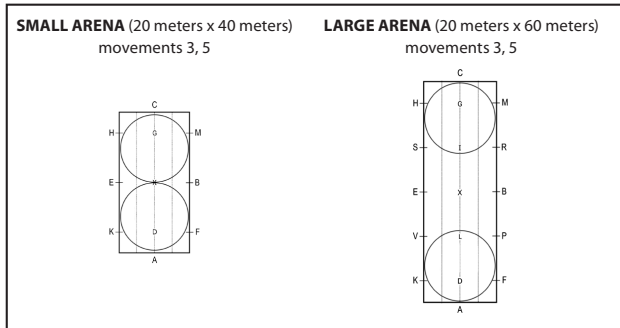
**SUBTOTAL** 109.50

**ERRORS** (-)

**TOTAL POINTS** 109.50

Beautiful horse and rider team with lovely turnout. Please read comments next to each movement & also the directives.

This will help you understand what the judge is judging & where you can improve. Very nice test that was steady and smooth. Thank-you!



©2018 United States Dressage Federation (USDF) and United States Equestrian Federation (USEF).

All rights reserved. Reproduction without permission is prohibited by law. Neither USDF nor USEF is responsible for any errors or omissions in the publication or for the use of its copyrighted material in an unauthorized manner.

UNITED STATES DRESSAGE FEDERATION™

**2019**

**INTRODUCTORY LEVEL – TEST A**

WALK—TROT

USDF  
INTRODUCTORY  
LEVEL TEST

A

This unique series of tests provides an opportunity for the horse and/or rider new to dressage to demonstrate elementary skills. The tests have been designed to encourage correct performance and to prepare the horse for the transition to the USEF tests.

OHSAA World Virtual Show

**SUGGESTED SCHEDULING TIME**

5:00 Standard Arena  
4:00 Small Arena  
(Possibly longer for schooling shows)

**INSTRUCTION:**

- All trot work to be ridden rising. Transitions from walk to trot and trot to walk may be performed through sitting trot with the objective of performing a smooth transition.
- Turns from center line to long side and long side to centerline should be ridden as a half circle, touching the track at a point midway between the centerline and the corner, and vice versa.

**COMMENT:**

Horses should be ridden on a light but steady contact with the exception of the free walk in which the horse is allowed complete freedom to stretch neck forward and downward.



United States Dressage Federation™  
4051 Iron Works Parkway • Lexington, KY 40511  
Phone (859) 971-2277 • Fax (859) 971-7722  
usdressage@usdf.org • www.usdf.org

Points 190.50 Percent 68.44 %

Name of Judge/Position

Coell Nelsky

Signature of Judge  
*Coell Nelsky*

**MAXIMUM POSSIBLE POINTS: 160**

**FINAL SCORE**

Name of Competition \_\_\_\_\_  
Class \_\_\_\_\_

Date June 1st 2021

Date

The Golden Ticket

Number and Name of Horse

Ayla Davis

Name of Rider



# 2019 USDF INTRODUCTORY LEVEL – TEST A

## WALK—TROT

**REQUIREMENTS:**  
 Free walk  
 Medium walk  
 Working trot rising  
 20 meter circle  
 Halt through walk

**PURPOSE:** To introduce the rider and/or horse to the sport of dressage. To show understanding of riding the horse forward with a steady tempo into an elastic contact with independent, steady hands and a correctly balanced seat. To show proper geometry of figures in the arena with correct bend (corners and circles).

NO.

	TEST	DIRECTIVE IDEAS	POINTS	COEFFICIENT	TOTAL	REMARKS
1. <b>A</b>  Between <b>X &amp; C</b>	Enter working trot rising.  Medium walk.	Straightness on centerline and in transition; clear trot and walk rhythm.	6.5		6.5	fairly str. on CL some swaying smooth trans. to MW
2. <b>C</b> <b>M</b>	Track right. Working trot rising.	Balance and bend in turn. Quality of transition.	6		6	correct bend to R passed letter M before trotting
3. <b>A</b>	Circle right 20 meters, working trot rising.	Roundness and size of circle; clear trot rhythm and bend.	6		6	circle needs inside bend, trot up to letter X and both sides of ring
4. <b>K-X-M</b>	Change rein.	Clear trot rhythm and straightness on diagonal; bend through corners.	7.5		7.5	lovely! well done
5. <b>C</b>	Circle left 20 meters, working trot rising.	Roundness and size of circle; clear trot rhythm and bend.	7.5		7.5	very nice! correct size & placement of circle
6. Between <b>C &amp; H</b>	Medium walk.	Willing and balanced transition; clear walk rhythm.	7		7	nice smooth trans. to MW clear walk rhythm
7. <b>H-X-F</b>	Free walk.	Complete freedom to stretch neck forward and downward; clear walk rhythm, straightness on the diagonal; ground cover.	6.5		6.5	relaxation shown - str. needs to be more forward down - with nose reaching out to bit
8. <b>F-A</b>  <b>A</b>	Medium walk.  Down centerline.	Willing and balanced transition; clear walk rhythm, bending in corner and turn.  Straightness on centerline.	7		7	smooth willing trains. correct bend but to R of CL
9. <b>X</b>	Halt and salute.	Straightness; willing, balanced transition at halt.	7.5		7.5	corrected straightness sq. & immobile halt

Leave arena in free walk. Exit at A.



**COLLECTIVE MARKS:**

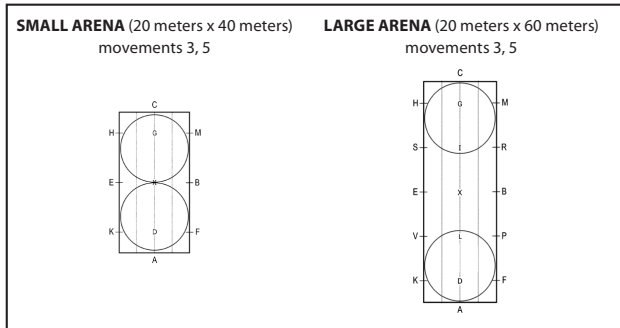
Gaits (freedom and regularity).	7	7	steady - free moving	
Impulsion (desire to move forward with suppleness of the back and steady tempo).	6.5	6.5	fairly steady tempo	
Submission (acceptance of steady contact, attention, and confidence).	7	2	14	listening to rider
Rider's position (keeping in balance with horse).	7	7	balanced rider	
Rider's effectiveness of aids (correct bend and preparation of transitions).	6.5	6.5	work on bending	
Geometry and accuracy (correct size and shape of circles and turns).	6.5	6.5	late on # 2	

160

**FURTHER REMARKS:**

Very attractive pair with nice turnout. Test way steady & smooth, add bending into turns & circles. Ask for more str.on FW. Late trans. on # 2 - When horse shoulder hit letter you should be trotting. Well Done!

**SUBTOTAL** 110  
**ERRORS** (- )  
**TOTAL POINTS** 110



©2018 United States Dressage Federation (USDF) and United States Equestrian Federation (USEF).

All rights reserved. Reproduction without permission is prohibited by law. Neither USDF nor USEF is responsible for any errors or omissions in the publication or for the use of its copyrighted material in an unauthorized manner.

UNITED STATES DRESSAGE FEDERATION™  
**2019**  
**INTRODUCTORY LEVEL – TEST A**  
 WALK—TROT

**USDF**  
**INTRODUCTORY**  
**LEVEL TEST**  
**A**

This unique series of tests provides an opportunity for the horse and/or rider new to dressage to demonstrate elementary skills. The tests have been designed to encourage correct performance and to prepare the horse for the transition to the USEF tests.

**SUGGESTED SCHEDULING TIME**

5:00 Standard Arena  
 4:00 Small Arena  
 (Possibly longer for schooling shows)

**INSTRUCTION:**

- All trot work to be ridden rising.
- Transitions from walk to trot and trot to walk may be performed through sitting trot with the objective of performing a smooth transition.
- Turns from center line to long side and long side to centerline should be ridden as a half circle, touching the track at a point midway between the centerline and the corner, and vice versa.

**COMMENT:**

Horses should be ridden on a light but steady contact with the exception of the free walk in which the horse is allowed complete freedom to stretch neck forward and downward.



United States Dressage Federation™  
 4051 Iron Works Parkway • Lexington, KY 40511  
 Phone (859) 971-2277 • Fax (859) 971-7722  
 usdressage@usdf.org • www.usdf.org

OHSA World Virtual Show

Name of Competition

Class

June 1st 2021

Date

Smokey's Little Bandit

Number and Name of Horse

Felicia Crabb

Name of Rider

**MAXIMUM POSSIBLE POINTS: 160**

**FINAL SCORE**

110

Points

68.75 %

Percent

Coeli Nelsky

Name of Judge/Position

*Coeli Nelsky*  
 Signature of Judge



# 2019 USDF INTRODUCTORY LEVEL – TEST A

## WALK—TROT

**REQUIREMENTS:**  
 Free walk  
 Medium walk  
 Working trot rising  
 20 meter circle  
 Halt through walk

**PURPOSE:** To introduce the rider and/or horse to the sport of dressage. To show understanding of riding the horse forward with a steady tempo into an elastic contact with independent, steady hands and a correctly balanced seat. To show proper geometry of figures in the arena with correct bend (corners and circles).

NO.

	TEST	DIRECTIVE IDEAS	POINTS	COEFFICIENT	TOTAL	REMARKS
1. <b>A</b>  Between <b>X &amp; C</b>	Enter working trot rising.  Medium walk.	Straightness on centerline and in transition; clear trot and walk rhythm.	6.5		6.5	fairly str. on CL smooth trans. to MW
2. <b>C</b> <b>M</b>	Track right. Working trot rising.	Balance and bend in turn. Quality of transition.	6		6	correct bend passed letter M late trans.
3. <b>A</b>	Circle right 20 meters, working trot rising.	Roundness and size of circle; clear trot rhythm and bend.	6.5		6.5	round & correctly placed circle needs to add inside bend
4. <b>K-X-M</b>	Change rein.	Clear trot rhythm and straightness on diagonal; bend through corners.	7.5		7.5	Well Done! str. across diagonal line
5. <b>C</b>	Circle left 20 meters, working trot rising.	Roundness and size of circle; clear trot rhythm and bend.	7		7	better circle with some inside bend shown
6. Between <b>C &amp; H</b>	Medium walk.	Willing and balanced transition; clear walk rhythm.	7.5		7.5	smooth & balanced trans. to MW
7. <b>H-X-F</b>	Free walk.	Complete freedom to stretch neck forward and downward; clear walk rhythm, straightness on the diagonal; ground cover.	6.5		6.5	relaxation shown needs a bit more str.
8. <b>F-A</b>  <b>A</b>	Medium walk.  Down centerline.	Willing and balanced transition; clear walk rhythm, bending in corner and turn.  Straightness on centerline.	7.5		7.5	balanced clear walk rhythm almost str. on CL
9. <b>X</b>	Halt and salute.	Straightness; willing, balanced transition at halt.	7.5		7.5	sq. & immobile halt

Leave arena in free walk. Exit at A.



**COLLECTIVE MARKS:**

Gaits (freedom and regularity).	7	7	could be more active	
Impulsion (desire to move forward with suppleness of the back and steady tempo).	7	7	more forward	
Submission (acceptance of steady contact, attention, and confidence).	7.5	2	15	attentive horse
Rider's position (keeping in balance with horse).	7	7	rider balanced	
Rider's effectiveness of aids (correct bend and preparation of transitions).	7	7	add more bending	
Geometry and accuracy (correct size and shape of circles and turns).	6.5	6.5	see # 2	

160

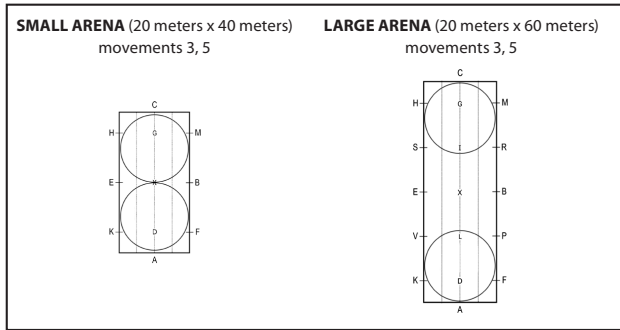
**FURTHER REMARKS:**

**SUBTOTAL** 113

**ERRORS** (-)

**TOTAL POINTS** 113

This is a beautiful pair with a very steady ride. Some great moments in your test. Please read all comments & the directives on test. Add in some bending & allow your horse to str. more forward FW. Nice job. Thank -you!



©2018 United States Dressage Federation (USDF) and United States Equestrian Federation (USEF).

All rights reserved. Reproduction without permission is prohibited by law. Neither USDF nor USEF is responsible for any errors or omissions in the publication or for the use of its copyrighted material in an unauthorized manner.

UNITED STATES DRESSAGE FEDERATION™  
**2019**  
**INTRODUCTORY LEVEL – TEST A**  
 WALK—TROT

**USDF**  
**INTRODUCTORY**  
**LEVEL TEST**  
**A**

This unique series of tests provides an opportunity for the horse and/or rider new to dressage to demonstrate elementary skills. The tests have been designed to encourage correct performance and to prepare the horse for the transition to the USEF tests.

**SUGGESTED SCHEDULING TIME**

5:00 Standard Arena  
 4:00 Small Arena  
 (Possibly longer for schooling shows)

**INSTRUCTION:**

- All trot work to be ridden rising.
- Transitions from walk to trot and trot to walk may be performed through sitting trot with the objective of performing a smooth transition.
- Turns from center line to long side and long side to centerline should be ridden as a half circle, touching the track at a point midway between the centerline and the corner, and vice versa.

**COMMENT:**

Horses should be ridden on a light but steady contact with the exception of the free walk in which the horse is allowed complete freedom to stretch neck forward and downward.

United States Dressage Federation™  
 4051 Iron Works Parkway • Lexington, KY 40511  
 Phone (859) 971-2277 • Fax (859) 971-7722  
 usdressage@usdf.org • www.usdf.org



OHSA World Virtual Show

Name of Competition

Class

June 1st 2021

Date

Twos LII Dun II

Number and Name of Horse

Kristiann Robinson

Name of Rider

**MAXIMUM POSSIBLE POINTS: 160**

**FINAL SCORE**

Points 113

Percent 70.63 %

Coell Nelsky

Name of Judge/Position

*Coell Nelsky*

Signature of Judge



# 2019 USDF INTRODUCTORY LEVEL – TEST A

## WALK—TROT

**REQUIREMENTS:**  
 Free walk  
 Medium walk  
 Working trot rising  
 20 meter circle  
 Halt through walk

**PURPOSE:** To introduce the rider and/or horse to the sport of dressage. To show understanding of riding the horse forward with a steady tempo into an elastic contact with independent, steady hands and a correctly balanced seat. To show proper geometry of figures in the arena with correct bend (corners and circles).

NO.

	TEST	DIRECTIVE IDEAS	POINTS	COEFFICIENT	TOTAL	REMARKS
1. <b>A</b>  Between <b>X &amp; C</b>	Enter working trot rising.  Medium walk.	Straightness on centerline and in transition; clear trot and walk rhythm.	6.5		6.5	some slight sway off CL, smooth trans. to MW
2. <b>C</b> <b>M</b>	Track right. Working trot rising.	Balance and bend in turn. Quality of transition.	6		6	late to trans. at M need to put up faster
3. <b>A</b>	Circle right 20 meters, working trot rising.	Roundness and size of circle; clear trot rhythm and bend.	7.5		7.5	Well Done! round, correct placement
4. <b>K-X-M</b>	Change rein.	Clear trot rhythm and straightness on diagonal; bend through corners.	7.5		7.5	Nice! Chg. diagonal on other side of ring, not in the middle
5. <b>C</b>	Circle left 20 meters, working trot rising.	Roundness and size of circle; clear trot rhythm and bend.	7.5		7.5	Very nice! Circle round & placement correct
6. Between <b>C &amp; H</b>	Medium walk.	Willing and balanced transition; clear walk rhythm.	7		7	fairly smooth trans. to MW
7. <b>H-X-F</b>	Free walk.	Complete freedom to stretch neck forward and downward; clear walk rhythm, straightness on the diagonal; ground cover.	7		7	relaxation shown needs to str. nose forward in front of vertical
8. <b>F-A</b>  <b>A</b>	Medium walk.  Down centerline.	Willing and balanced transition; clear walk rhythm, bending in corner and turn.  Straightness on centerline.	7		7	keep horses head str. on CL
9. <b>X</b>	Halt and salute.	Straightness; willing, balanced transition at halt.	7.5		7.5	beautiful sq. & immobile halt

Leave arena in free walk. Exit at A.



**COLLECTIVE MARKS:**

Gaits (freedom and regularity).	7.5	7.5	free moving	
Impulsion (desire to move forward with suppleness of the back and steady tempo).	7	7	forward thinking	
Submission (acceptance of steady contact, attention, and confidence).	7	2	14	attentive
Rider's position (keeping in balance with horse).	6.5	6.5	thumbs need to be on top	
Rider's effectiveness of aids (correct bend and preparation of transitions).	7	7	needs consistent bending	
Geometry and accuracy (correct size and shape of circles and turns).	6.5	6.5	# 2 late	

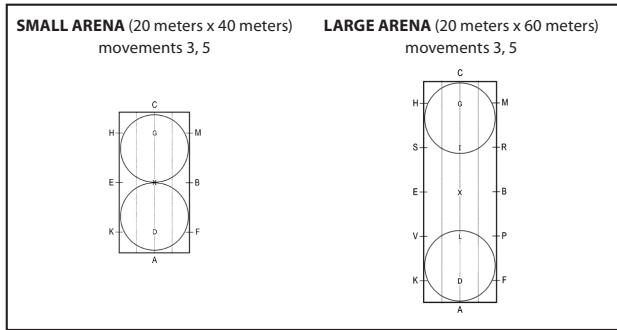
160

**FURTHER REMARKS:**

**SUBTOTAL** 101  
**ERRORS** (- 2 -)  
**TOTAL POINTS** 99

The way to handle the situation of a live test being submitted to a virtual show is to get permission from live judge and show management to video at letter C.

I used this opportunity to educate the rider and not to DQ this test. I did my best judging this test that was not videoed correctly behind letter C.



©2018 United States Dressage Federation (USDF) and United States Equestrian Federation (USEF).

All rights reserved. Reproduction without permission is prohibited by law. Neither USDF nor USEF is responsible for any errors or omissions in the publication or for the use of its copyrighted material in an unauthorized manner.

UNITED STATES DRESSAGE FEDERATION™  
**2019**  
**INTRODUCTORY LEVEL – TEST A**  
 WALK—TROT

**USDF**  
**INTRODUCTORY**  
**LEVEL TEST**  
**A**

This unique series of tests provides an opportunity for the horse and/or rider new to dressage to demonstrate elementary skills. The tests have been designed to encourage correct performance and to prepare the horse for the transition to the USEF tests.

**SUGGESTED SCHEDULING TIME**  
 5:00 Standard Arena  
 4:00 Small Arena  
 (Possibly longer for schooling shows)

- INSTRUCTION:**
- All trot work to be ridden rising.
  - Transitions from walk to trot and trot to walk may be performed through sitting trot with the objective of performing a smooth transition.
  - Turns from center line to long side and long side to centerline should be ridden as a half circle, touching the track at a point midway between the centerline and the corner, and vice versa.

**COMMENT:**  
 Horses should be ridden on a light but steady contact with the exception of the free walk in which the horse is allowed complete freedom to stretch neck forward and downward.

United States Dressage Federation™  
 4051 Iron Works Parkway • Lexington, KY 40511  
 Phone (859) 971-2277 • Fax (859) 971-7722  
 usdressage@usdf.org • www.usdf.org



OUSA World Virtual Show  
 Name of Competition

Class

June 1st 2021  
 Date

Spotin Artifacts  
 Number and Name of Horse

Kristy Fahey  
 Name of Rider

**MAXIMUM POSSIBLE POINTS: 160**  
**FINAL SCORE**

Points 99  
 Percent 61.18 %

Coeli Netsky  
 Name of Judge/Position

*Coeli Netsky*  
 Signature of Judge



# 2019 USDF INTRODUCTORY LEVEL – TEST A

## WALK—TROT

**REQUIREMENTS:**  
 Free walk  
 Medium walk  
 Working trot rising  
 20 meter circle  
 Halt through walk

**PURPOSE:** To introduce the rider and/or horse to the sport of dressage. To show understanding of riding the horse forward with a steady tempo into an elastic contact with independent, steady hands and a correctly balanced seat. To show proper geometry of figures in the arena with correct bend (corners and circles).

NO.

	TEST	DIRECTIVE IDEAS	POINTS	COEFFICIENT	TOTAL	REMARKS
1. <b>A</b>	Enter working trot rising.  Medium walk.	Straightness on centerline and in transition; clear trot and walk rhythm.	4		4	USDF / EF Rules in Dressage tests are judged from behind letter C. This video is backwards I can not see the horse or rider as their back is to me
Between <b>X &amp; C</b>						
2. <b>C</b> <b>M</b>	Track right. Working trot rising.	Balance and bend in turn. Quality of transition.	5		5	past letter M
3. <b>A</b>	Circle right 20 meters, working trot rising.	Roundness and size of circle; clear trot rhythm and bend.	7		7	correct placement needs more bend
4. <b>K-X-M</b>	Change rein.	Clear trot rhythm and straightness on diagonal; bend through corners.	7		7	clear trot rhythm
5. <b>C</b>	Circle left 20 meters, working trot rising.	Roundness and size of circle; clear trot rhythm and bend.	7		7	needs more inside bend
6. Between <b>C &amp; H</b>	Medium walk.	Willing and balanced transition; clear walk rhythm.	7		7	steady trans.
7. <b>H-X-F</b>	Free walk.	Complete freedom to stretch neck forward and downward; clear walk rhythm, straightness on the diagonal; ground cover.	7.5		7.5	lovely FW
8. <b>F-A</b>	Medium walk.	Willing and balanced transition; clear walk rhythm, bending in corner and turn.	4		4	rider and horse's back to judge
<b>A</b>	Down centerline.	Straightness on centerline.				
9. <b>X</b>	Halt and salute.	Straightness; willing, balanced transition at halt.	4		4	same as above comments

Leave arena in free walk. Exit at A.



## 2019 USEF TRAINING LEVEL TEST 1

### PURPOSE

To confirm that the horse demonstrates correct basics, is supple and moves freely forward in a clear rhythm with a steady tempo, accepting contact with the bit.

All trot work may be ridden sitting or rising, unless stated.

Halts may be through the walk.

READER PLEASE NOTE: Anything in parentheses should not be read.

<b>INTRODUCE</b>	<b>ENTRY NO.:</b>
Working trot; working canter; medium walk; free walk; 20m circles in trot and canter	<p><u>Conditions:</u>          ARENA SIZE: Standard or Small          AVERAGE RIDE TIME: 5:00 (Std.) or 4:00 (Small)          (from entry at A to final halt)          Suggested to add at least 2 min. for scheduling purposes</p>
	<b>MAXIMUM PTS: 260</b>

TEST		DIRECTIVES	POINTS	COEFFICIENT	TOTAL	REMARKS
1.	A X	Enter working trot Halt, salute Proceed working trot	6.5		6.5	fairly Str. halt immobile
2.	C E	Track left Circle left 20m	7.5	2	15	correct shape & placement circle
3.	A	Circle left 20m developing left lead canter in first quarter of circle	7.5		7.5	willing & smooth trans. to canter
4.	A-F-B	Working canter	7		7	bal. str. canter
5.	Between B & M	Working trot	7	2	14	willing & calm tran. to WT
6.	C	Medium walk	6.5	2	13	tad early some loss of energy
7.	E-F F	Change rein, free walk Medium walk	7	2	14	some relaxation shown need more str. forward, down & out
8.	A	Working trot	7		7	prompt trans. WT
9.	E	Circle right 20m	7.5	2	15	correct placement & size
10.	C	Circle right 20m developing right lead canter in first quarter of circle	7.5		7.5	well done!
11.	C-M-B	Working canter	7		7	bal. canter str. - with bend on turn
12.	Between B & F	Working trot	7	2	14	calm forward trans. to WT
13.	A X	Down centerline Halt, salute	7.5		7.5	sq. immobile halt
Leave arena at A in free walk.						





# 2019 USEF TRAINING LEVEL TEST 1

COLLECTIVE MARKS				
GAITS (Freedom and regularity)	7.5	1	7.5	free & forward
IMPULSION (Desire to move forward; elasticity of the steps; suppleness of the back; engagement of the hindquarters)	7	2	14	steady gaits - active
SUBMISSION (Willing cooperation; harmony; attention and confidence; acceptance of bit and aids; straightness; lightness of forehand and ease of movements)	7	2	14	willing & attentive
RIDER'S POSITION AND SEAT (Alignment; posture; stability; weight placement; following mechanics of the gaits)	7.5	1	7.5	correct position
RIDER'S CORRECT AND EFFECTIVE USE OF AIDS (Clarity; subtlety; independence; accuracy of test)	7.5	1	7.5	effective use of aids
<p>FURTHER REMARKS: Very nice teat, great teamwork! On # 6 just a tad early. Add in some more bending on your circles. Keep energy moving forward into all downturns. Stay str. on CL's with halts. Thank you &amp; well done!</p>				
<p><b>To be deducted</b> Errors of the course and omissions are penalized</p> <p>1st Time = 2 points 2nd Time = 4 points 3rd Time = Elimination</p>			<b>SUBTOTAL:</b> 185.50	
			<b>ERRORS:</b> (- )	
			<b>TOTAL POINTS:</b> (Max Points: 260)  185.50	

<b>United States Equestrian Federation, Inc.</b> <b>2019 USEF TRAINING LEVEL TEST 1</b>	
_____	OHSAA World Virtual Show
_____	Name of Competition
_____	June 1st 2021
_____	Date of Competition
_____	Henke
_____	Name and Number of Horse
_____	Karla Pohl
_____	Name of Rider
<b>Final Score</b> <b>Maximum Pts: 260</b>	
_____	185.50
_____	Points
_____	71.35 %
_____	Percent
_____	Coell Netsky
_____	Name of Judge
_____	<i>Coell Netsky</i>
_____	Signature of Judge





# 2019 USEF TRAINING LEVEL TEST 1

## PURPOSE

To confirm that the horse demonstrates correct basics, is supple and moves freely forward in a clear rhythm with a steady tempo, accepting contact with the bit.

All trot work may be ridden sitting or rising, unless stated.

Halts may be through the walk.

*READER PLEASE NOTE: Anything in parentheses should not be read.*

<b>INTRODUCE</b>	<b>ENTRY NO:</b>
Working trot; working canter; medium walk; free walk; 20m circles in trot and canter	<p><u>Conditions:</u>          ARENA SIZE: Standard or Small          AVERAGE RIDE TIME: 5:00 (Std.) or 4:00 (Small)          (from entry at A to final halt)          Suggested to add at least 2 min. for scheduling purposes</p>
	<b>MAXIMUM PTS: 260</b>

TEST		DIRECTIVES	POINTS	COEFFICIENT	TOTAL	REMARKS
1.	A X	Enter working trot Halt, salute Proceed working trot	7		7	fairly straight CL Sq & immobile halt
2.	C E	Track left Circle left 20m	6	2	12	circle off in size
3.	A	Circle left 20m developing left lead canter in first quarter of circle	7		7	correct placement & lead - calm trans.
4.	A-F-B	Working canter	7		7	bal. & bend correct
5.	Between B & M	Working trot	7.5	2	15	smooth - willing calm
6.	C	Medium walk	7	2	14	bend & bal correct
7.	E-F F	Change rein, free walk Medium walk	7.5	2	15	lovely FW add more ground covering strides
8.	A	Working trot	7.5		7.5	nice bend & balance
9.	E	Circle right 20m	6	2	12	some uneven steps on circle
10.	C	Circle right 20m developing right lead canter in first quarter of circle	7		7	smooth trans. to canter
11.	C-M-B	Working canter	7		7	nice bal.
12.	Between B & F	Working trot	6	2	12	some uneven steps
13.	A X	Down centerline Halt, salute	7.5		7.5	str. sq. & immobile halt
Leave arena at A in free walk.						





# 2019 USEF TRAINING LEVEL TEST 1

COLLECTIVE MARKS				
GAITS (Freedom and regularity)	6	1	6	trot to R uneven at times
IMPULSION (Desire to move forward; elasticity of the steps; suppleness of the back; engagement of the hindquarters)	7	2	14	forward moving
SUBMISSION (Willing cooperation; harmony; attention and confidence; acceptance of bit and aids; straightness; lightness of forehand and ease of movements)	7	2	14	attentive horse
RIDER'S POSITION AND SEAT (Alignment; posture; stability; weight placement; following mechanics of the gaits)	7	1	7	correct position
RIDER'S CORRECT AND EFFECTIVE USE OF AIDS (Clarity; subtlety; independence; accuracy of test)	7	1	7	good use of aids
<p>FURTHER REMARKS:</p> <p>Team nicely turned out with a steady and willing test. Lovely balanced canter work. Very nice FW with great relaxation &amp; correct str. forward, down &amp; out. First circle was cut small in size. going to the right horse was uneven to trot stride. Nice test! Thank-you!</p>				
<p><b>To be deducted</b> Errors of the course and omissions are penalized</p> <p>1st Time = 2 points 2nd Time = 4 points 3rd Time = Elimination</p>			<b>SUBTOTAL:</b> 178	
			<b>ERRORS:</b> (- )	
			<b>TOTAL POINTS:</b> 178 (Max Points: 260)	

United States Equestrian Federation, Inc. <b>2019 USEF TRAINING LEVEL TEST 1</b>	
OHSAA World Virtual Show	
Name of Competition	_____
Date of Competition	June 1st 2021
GTG Sondee Invite	_____
Name and Number of Horse	_____
Ashton Duncan	_____
Name of Rider	_____
<b>Final Score</b> Maximum Pts: 260	
Points	178
Percent	68.46 %
Name of Judge	_____
Signature of Judge	<i>Coeli Nelsky</i>
Coeli Nelsky	_____





# 2019 USEF TRAINING LEVEL TEST 1

## PURPOSE

To confirm that the horse demonstrates correct basics, is supple and moves freely forward in a clear rhythm with a steady tempo, accepting contact with the bit.

All trot work may be ridden sitting or rising, unless stated.

Halts may be through the walk.

READER PLEASE NOTE: Anything in parentheses should not be read.

<b>INTRODUCE</b>	<b>ENTRY NO:</b>
Working trot; working canter; medium walk; free walk; 20m circles in trot and canter	<p><u>Conditions:</u>          ARENA SIZE: Standard or Small          AVERAGE RIDE TIME: 5:00 (Std.) or 4:00 (Small)          (from entry at A to final halt)          Suggested to add at least 2 min. for scheduling purposes</p>
	<b>MAXIMUM PTS: 260</b>

TEST		DIRECTIVES	POINTS	COEFFICIENT	TOTAL	REMARKS
1.	A X	Enter working trot Halt, salute Proceed working trot	8		8	Beautiful !
2.	C E	Track left Circle left 20m	7.5	2	15	steady trot correct placement cir.
3.	A	Circle left 20m developing left lead canter in first quarter of circle	7.5		7.5	prompt trans. canter well balanced
4.	A-F-B	Working canter	7		7	str.
5.	Between B & M	Working trot	7	2	14	prompt trans. WT
6.	C	Medium walk	7	2	14	bend & balance in corner correct
7.	E-F F	Change rein, free walk Medium walk	7	2	14	slowly let reins out nice str. & ground covering stride.
8.	A	Working trot	7		7	chg. shown
9.	E	Circle right 20m	7	2	14	bend & bal correct & placement
10.	C	Circle right 20m developing right lead canter in first quarter of circle	7.5		7.5	nicely bal. - calm trans.
11.	C-M-B	Working canter	7.5		7.5	str. bal. canter
12.	Between B & F	Working trot	7	2	14	could be a tad sooner
13.	A X	Down centerline Halt, salute	7		7	slightly over shot CL - sq. & immobilehalt
Leave arena at A in free walk.						



# 2019 USEF TRAINING LEVEL TEST 1

COLLECTIVE MARKS				
GAITS (Freedom and regularity)	7.5	1	7.5	Active, free moving
IMPULSION (Desire to move forward; elasticity of the steps; suppleness of the back; engagement of the hindquarters)	7.5	2	15	forward
SUBMISSION (Willing cooperation; harmony; attention and confidence; acceptance of bit and aids; straightness; lightness of forehand and ease of movements)	7.5	2	15	harmony - attentive horse
RIDER'S POSITION AND SEAT (Alignment; posture; stability; weight placement; following mechanics of the gaits)	7	1	7	correct position
RIDER'S CORRECT AND EFFECTIVE USE OF AIDS (Clarity; subtlety; independence; accuracy of test)	7	1	7	correct use of aids
<p>FURTHER REMARKS: Extremely well done! Lovely partnership and steady smooth test. In FW slowly lengthen reins just don't throw them away allow horse to stay connected to you. Keep energy forwarding CL's between A&amp;C. Great test! Thank you!</p>				
<p><b>To be deducted</b> Errors of the course and omissions are penalized</p> <p>1st Time = 2 points 2nd Time = 4 points 3rd Time = Elimination</p>			SUBTOTAL: 188	
			ERRORS: ( - )	
			TOTAL POINTS: (Max Points: 260) 188	

<p>United States Equestrian Federation, Inc. <b>2019 USEF TRAINING LEVEL TEST 1</b></p>	
<p>OHSA World Virtual Show</p>	
<p>Name of Competition June 1st 2021</p>	
<p>Date of Competition Midnight Shot of Tequila</p>	
<p>Name and Number of Horse Casey Bellarose</p>	
<p>Name of Rider Casey Bellarose</p>	
<p><b>Final Score</b> Maximum Pts: 260</p>	
<p>188 Points</p>	<p>72.31 % Percent</p>
<p>Name of Judge Coell Netsy</p>	
<p>Signature of Judge <i>Coell Netsy</i></p>	





**WDAA 2017 WESTERN DRESSAGE BASIC LEVEL TEST 1**  
WESTERN DRESSAGE ASSOCIATION® OF AMERICA

PURPOSE
Tests confirm that the horse is supple and moves freely forward in a clear steady rhythm, accepting light contact with the bit. The horse demonstrates greater understanding of the aids and calm acceptance of the bridle; greater emphasis is placed on relaxation, harmony, rideability and pure gaits. The horse is beginning to develop more impulsion and balance.

NEW REQUIREMENTS
20m circle at the working lope
20m circle at the free jog

<b>ENTRY NO:</b>	
<b>ARENA SIZE:</b>	Small (40m x 20m) or Large (60m x 20m)
<b>AVERAGE RIDE TIME:</b>	3:30 (Small) or 4:30 (Large)
<b>MAXIMUM PTS:</b>	240

All jog work may be ridden sitting or rising.

\*COEFFICIENT

		TEST	DIRECTIVES	POINTS	*	TOTAL	REMARKS
1	A	Enter working jog	Straightness; regularity and quality of the jog; willing, smooth transitions in and out of square, straight halt; immobility; willingness.	8		8	Str. on CL , sq. & immobile halt
	X	Halt through the walk, salute Proceed working jog					
2	C	Track right, working jog	Balance and bend in the turn and corner; regularity and quality of the jog.	7.5		7.5	Bal. & bend correct
3	B	Turn right, working jog	Balance and bend in the turns; straightness; regularity and quality of the jog.	7.5		7.5	Smooth, steady turns
	E	Turn left, working jog					
4	A	Circle left 20m, working jog	Balance and bend on circle; regularity and quality of the jog; willing, smooth transition; regularity and quality of the lope.	7		7	Well bal. prompt smooth tran.
	Before A	Develop working lope, left lead					
5	A	Circle left 20m, working lope	Balance and bend on the circle; regularity and quality of the lope.	7	2	14	Reg. with correct lope lead
6	Between A & F	Develop working jog	Willing, smooth transition; balance and bend in the corner; regularity and quality of the jog.	6.5		6.5	Could be a bit smoother on trans.
7	Before B	Working walk	Willing, smooth transition; regularity and quality of the walk.	7.5		7.5	willing trans.
8	B - H	Change rein, free walk	Horse willing to freely stretch the neck forward and down; relaxation; swing through the back; ground cover; willing, smooth transition; balance and bend in the corner; regularity and quality of the walks.	6.5	2	13	Relaxation shown, needs more forward stretch reaching to riders hand
	H	Working walk					
9	Before C	Develop working jog	Willing, smooth transition; regularity and quality of the jog.	7		7	prompt trans. to WJ
10	C	Circle right 20m, working jog	Balance and bend on circle; regularity and quality of the jog; willing, smooth transition; regularity and quality of the lope.	7		7	correct and prompt trans. placement of circle
	Before C	Develop working lope, right lead					
11	C	Circle right 20m, working lope	Balance and bend on the circle; regularity and quality of the lope.	7.5	2	15	nicey bal. lovely lope
12	Between C & M	Develop working jog	Willing, smooth transition; balance and bend in the corner; regularity and quality of the jog.	7		7	trans. prompt & smooth
13	B	Circle right 20m, free jog	Stretch forward and downward over topline with relaxation maintaining balance, tempo and regularity of jog; bend on the circle; smooth, willing retake of the reins and transition to working jog.	6.5	2	13	needs to show more forward, down & out, horse should follow the rein down while rider keeps connection.
	Before B	Gather the reins, working jog					
14	A	Down centerline	Balance and bend in the turn; straightness; regularity and quality of the jog; willing, smooth transition; regularity and quality of the walk; balance in downward transition to square, straight halt; immobility.	8		8	sq. & immobile halt, lovely
	X	Halt through the walk, salute					

Leave arena at A in a walk with looped or long reins.









**WDAA 2017 WESTERN DRESSAGE BASIC LEVEL TEST 1**  
 WESTERN DRESSAGE ASSOCIATION® OF AMERICA

PURPOSE
Tests confirm that the horse is supple and moves freely forward in a clear steady rhythm, accepting light contact with the bit. The horse demonstrates greater understanding of the aids and calm acceptance of the bridle; greater emphasis is placed on relaxation, harmony, rideability and pure gaits. The horse is beginning to develop more impulsion and balance.

NEW REQUIREMENTS
20m circle at the working lope
20m circle at the free jog

<b>ENTRY NO:</b>	
<b>ARENA SIZE:</b>	Small (40m x 20m) or Large (60m x 20m)
<b>AVERAGE RIDE TIME:</b>	3:30 (Small) or 4:30 (Large)
<b>MAXIMUM PTS:</b>	240

All jog work may be ridden sitting or rising.

\*COEFFICIENT

		TEST	DIRECTIVES	POINTS	*	TOTAL	REMARKS
1	A	Enter working jog	Straightness; regularity and quality of the jog; willing, smooth transitions in and out of square, straight halt; immobility; willingness.	7.5		7.5	Str. CL halt sq. & immobile, well done!
	X	Halt through the walk, salute Proceed working jog					
2	C	Track right, working jog	Balance and bend in the turn and corner; regularity and quality of the jog.	7		7	correct bend in turn
3	B	Turn right, working jog	Balance and bend in the turns; straightness; regularity and quality of the jog.	7		7	some tension, open mouth and add more bend
	E	Turn left, working jog					
4	A	Circle left 20m, working jog	Balance and bend on circle; regularity and quality of the jog; willing, smooth transition; regularity and quality of the lope.	7		7	prompt trans. to WL, correct lead and placement of circle
	Before A	Develop working lope, left lead					
5	A	Circle left 20m, working lope	Balance and bend on the circle; regularity and quality of the lope.	7	2	14	add more bend
6	Between A & F	Develop working jog	Willing, smooth transition; balance and bend in the corner; regularity and quality of the jog.	6.5		6.5	willing trans. regularity at WW
7	Before B	Working walk	Willing, smooth transition; regularity and quality of the walk.	7		7	smooth forward WW
8	B - H	Change rein, free walk	Horse willing to freely stretch the neck forward and down; relaxation; swing through the back; ground cover; willing, smooth transition; balance and bend in the corner; regularity and quality of the walks.	6.5	2	13	needs to show more relaxation and stretch
	H	Working walk					
9	Before C	Develop working jog	Willing, smooth transition; regularity and quality of the jog.	6		6	tad to soon & could be smoother
10	C	Circle right 20m, working jog	Balance and bend on circle; regularity and quality of the jog; willing, smooth transition; regularity and quality of the lope.	6.5		6.5	prompt trans. correct lead
	Before C	Develop working lope, right lead					
11	C	Circle right 20m, working lope	Balance and bend on the circle; regularity and quality of the lope.	6	2	12	nose going BTV (Behind the Vertical)
12	Between C & M	Develop working jog	Willing, smooth transition; balance and bend in the corner; regularity and quality of the jog.	5.5		5.5	rushed through turn, off bal.
13	B	Circle right 20m, free jog	Stretch forward and downward over topline with relaxation maintaining balance, tempo and regularity of jog; bend on the circle; smooth, willing retake of the reins and transition to working jog.	5.5	2	11	tension against riders hand, needs to show relaxation and stretch and top line
	Before B	Gather the reins, working jog					
14	A	Down centerline	Balance and bend in the turn; straightness; regularity and quality of the jog; willing, smooth transition; regularity and quality of the walk; balance in downward transition to square, straight halt; immobility.	7.5		7.5	well done, str. sq. and immobile halt
	X	Halt through the walk, salute					

Leave arena at A in a walk with looped or long reins.





**WDA A 2017 WESTERN DRESSAGE BASIC LEVEL TEST 1**  
WESTERN DRESSAGE ASSOCIATION® OF AMERICA

\*COEFFICIENT

COLLECTIVE MARKS	POINTS	*	TOTAL	REMARKS
GAITS: freedom and regularity.	7.5	1	7.5	Free moving
IMPULSION: desire to move forward with suppleness of the back and steady tempo	7.5	1	7.5	Forward and active
RIDER'S POSITION, SEAT AND HANDS: well-balanced elastic seat demonstrating vertical, centered alignment, with light independent contact from hand(s)	6.5	1	6.5	Rider needs elastic elbows
RIDER'S CORRECT AND EFFECTIVE USE OF THE AIDS: evidenced by the horse's responsiveness; steady elastic connection cultivating athletic expression. Accuracy - precise placement of the figures and transitions, the effectiveness of the rider's aids determines the accurate fulfillment of the required movements of the tests	6	1	6	Horse bracing against riders hands
HARMONY: The horse accepts the aids and influence of the rider with attention, relaxation and confidence; and demonstrates a willing partnership between horse and rider resulting in a free flowing performance.	6	2	12	Work on relaxation
SUBTOTAL:	total of points and coefficients above		157	
ERRORS:	subtract from subtotal			
TOTAL PONTs: (max points 240)	subtotal minus any errors		157	

REMARKS:

Attractive team with a good accurate test, work on relaxation at FW & FJ. Some tension and horse bracing against riders hands use half halts to control and rebalance your horse thanks you!

**Attention competitors submitting points to WDA A for the Horse Lifetime Points & Awards Program: Only this bottom portion needs to be submitted along with the Test/Rail Submission Form to verify your points. Please go to [www.westerndressageassociation.org](http://www.westerndressageassociation.org) for more information.**

**WDA A 2017 BASIC LEVEL TEST 1**

OHS A World Virtual Show
Name of Competition
June 1st 2021
Date of Competition
Tuffs Lady Katie
Name and Number of Horse
Kimberly Wahl
Name of Rider
<b>Final Score</b>
<b>Maximum Points: 240</b>
157
65.42%
Points / Percent
Coeli Netsky
Name of Judge
Coeli Netsky
Signat





**WDAA 2017 WESTERN DRESSAGE BASIC LEVEL TEST 1**  
 WESTERN DRESSAGE ASSOCIATION® OF AMERICA

PURPOSE
Tests confirm that the horse is supple and moves freely forward in a clear steady rhythm, accepting light contact with the bit. The horse demonstrates greater understanding of the aids and calm acceptance of the bridle; greater emphasis is placed on relaxation, harmony, rideability and pure gaits. The horse is beginning to develop more impulsion and balance.

NEW REQUIREMENTS
20m circle at the working lope
20m circle at the free jog

<b>ENTRY NO:</b>	
<b>ARENA SIZE:</b>	Small (40m x 20m) or Large (60m x 20m)
<b>AVERAGE RIDE TIME:</b>	3:30 (Small) or 4:30 (Large)
<b>MAXIMUM PTS:</b>	240

All jog work may be ridden sitting or rising.

\*COEFFICIENT

		TEST	DIRECTIVES	POINTS	*	TOTAL	REMARKS
1	A	Enter working jog	Straightness; regularity and quality of the jog; willing, smooth transitions in and out of square, straight halt; immobility; willingness.	8		8	lovely halt, str. CL
	X	Halt through the walk, salute Proceed working jog					
2	C	Track right, working jog	Balance and bend in the turn and corner; regularity and quality of the jog.	7		7	correct bend
3	B	Turn right, working jog	Balance and bend in the turns; straightness; regularity and quality of the jog.	6		6	needs more left bend on turn
	E	Turn left, working jog					
4	A	Circle left 20m, working jog	Balance and bend on circle; regularity and quality of the jog; willing, smooth transition; regularity and quality of the lope.	7		7	accurate prompt trans. L
	Before A	Develop working lope, left lead					
5	A	Circle left 20m, working lope	Balance and bend on the circle; regularity and quality of the lope.	7	2	14	nice bal. & bend
6	Between A & F	Develop working jog	Willing, smooth transition; balance and bend in the corner; regularity and quality of the jog.	6.5		6.5	little more forward energy
7	Before B	Working walk	Willing, smooth transition; regularity and quality of the walk.	6.5		6.5	too soon WW at B not before
8	B - H	Change rein, free walk	Horse willing to freely stretch the neck forward and down; relaxation; swing through the back; ground cover; willing, smooth transition; balance and bend in the corner; regularity and quality of the walks.	6.5	2	13	need to show difference between FW & WW
	H	Working walk					
9	Before C	Develop working jog	Willing, smooth transition; regularity and quality of the jog.	7		7	accurate
10	C	Circle right 20m, working jog	Balance and bend on circle; regularity and quality of the jog; willing, smooth transition; regularity and quality of the lope.	7		7	correct circle, prompt L smoothtran.
	Before C	Develop working lope, right lead					
11	C	Circle right 20m, working lope	Balance and bend on the circle; regularity and quality of the lope.	7	2	14	needs to show more inside bend
12	Between C & M	Develop working jog	Willing, smooth transition; balance and bend in the corner; regularity and quality of the jog.	7		7	willing & smooth
13	B	Circle right 20m, free jog	Stretch forward and downward over topline with relaxation maintaining balance, tempo and regularity of jog; bend on the circle; smooth, willing retake of the reins and transition to working jog.	7	2	14	nice str. forward, down & out
	Before B	Gather the reins, working jog					
14	A	Down centerline	Balance and bend in the turn; straightness; regularity and quality of the jog; willing, smooth transition; regularity and quality of the walk; balance in downward transition to square, straight halt; immobility.	8		8	well done!
	X	Halt through the walk, salute					

Leave arena at A in a walk with looped or long reins.





**WDAA 2017 WESTERN DRESSAGE BASIC LEVEL TEST 1**  
 WESTERN DRESSAGE ASSOCIATION® OF AMERICA

\*COEFFICIENT

COLLECTIVE MARKS	POINTS	*	TOTAL	REMARKS
GAITS: freedom and regularity.	7	1	7	free moving, better energy
IMPULSION: desire to move forward with suppleness of the back and steady tempo	7	1	7	forward
RIDER'S POSITION, SEAT AND HANDS: well-balanced elastic seat demonstrating vertical, centered alignment, with light independent contact from hand(s)	7	1	7	bal. rider
RIDER'S CORRECT AND EFFECTIVE USE OF THE AIDS: evidenced by the horse's responsiveness; steady elastic connection cultivating athletic expression. Accuracy - precise placement of the figures and transitions, the effectiveness of the rider's aids determines the accurate fulfillment of the required movements of the tests	7	1	7	work on bending
HARMONY: The horse accepts the aids and influence of the rider with attention, relaxation and confidence; and demonstrates a willing partnership between horse and rider resulting in a free flowing performance.	7	2	14	attentive, relaxed horse
SUBTOTAL:	total of points and coefficients above		167	
ERRORS:	subtract from subtotal			
TOTAL PONTs: (max points 240)	subtotal minus any errors		167	

REMARKS: Lovely team with a steady & accurate test. #7 was a bit too soon. Work on showing a difference between FW & WW. Halts were very nice, Add in more bending. Much better energy & forwardness. Thank-you!

**Attention competitors submitting points to WDAA for the Horse Lifetime Points & Awards Program: Only this bottom portion needs to be submitted along with the Test/Rail Submission Form to verify your points. Please go to [www.westerndressageassociation.org](http://www.westerndressageassociation.org) for more information.**

**WDAA 2017 BASIC LEVEL TEST 1**

OHS World Virtual Show		
Name of Competition		
June 1st 2021		
Date of Competition		
Zippo Shooter		
Name and Number of Horse		
Kristen White		
Name of Rider		
<b>Final Score</b>		
<b>Maximum Points: 240</b>		
167	69.58 %	
Points	/	Percent
Coeli Netsky		
Name of Judge		
<i>Coeli Netsky</i>		
Signature of Judge		





**WDAA 2017 WESTERN DRESSAGE BASIC LEVEL TEST 1**  
WESTERN DRESSAGE ASSOCIATION® OF AMERICA

PURPOSE
Tests confirm that the horse is supple and moves freely forward in a clear steady rhythm, accepting light contact with the bit. The horse demonstrates greater understanding of the aids and calm acceptance of the bridle; greater emphasis is placed on relaxation, harmony, rideability and pure gaits. The horse is beginning to develop more impulsion and balance.

NEW REQUIREMENTS
20m circle at the working lope
20m circle at the free jog

<b>ENTRY NO:</b>	
<b>ARENA SIZE:</b>	Small (40m x 20m) or Large (60m x 20m)
<b>AVERAGE RIDE TIME:</b>	3:30 (Small) or 4:30 (Large)
<b>MAXIMUM PTS:</b>	240

All jog work may be ridden sitting or rising.

\*COEFFICIENT

		TEST	DIRECTIVES	POINTS	*	TOTAL	REMARKS
1	A	Enter working jog	Straightness; regularity and quality of the jog; willing, smooth transitions in and out of square, straight halt; immobility; willingness.	6		6	stepped out of halt - str. on CL
	X	Halt through the walk, salute Proceed working jog					
2	C	Track right, working jog	Balance and bend in the turn and corner; regularity and quality of the jog.	7		7	correct bend & nice balance
3	B	Turn right, working jog	Balance and bend in the turns; straightness; regularity and quality of the jog.	6		6	needs to show change, bend with each turn
	E	Turn left, working jog					
4	A	Circle left 20m, working jog	Balance and bend on circle; regularity and quality of the jog; willing, smooth transition; regularity and quality of the lope.	6.5		6.5	lacked inside bend
	Before A	Develop working lope, left lead					
5	A	Circle left 20m, working lope	Balance and bend on the circle; regularity and quality of the lope.	6	2	12	needs to be 20 meters
6	Between A & F	Develop working jog	Willing, smooth transition; balance and bend in the corner; regularity and quality of the jog.	7		7	prompt tran. to WJ
7	Before B	Working walk	Willing, smooth transition; regularity and quality of the walk.	6		6	lost forward energy, almost stopped
8	B - H	Change rein, free walk	Horse willing to freely stretch the neck forward and down; relaxation; swing through the back; ground cover; willing, smooth transition; balance and bend in the corner; regularity and quality of the walks.	7	2	14	nice str. forward, down & out
	H	Working walk					
9	Before C	Develop working jog	Willing, smooth transition; regularity and quality of the jog.	7		7	smooth & prompt tran. to WJ
10	C	Circle right 20m, working jog	Balance and bend on circle; regularity and quality of the jog; willing, smooth transition; regularity and quality of the lope.	6		6	need to add inside bend
	Before C	Develop working lope, right lead					
11	C	Circle right 20m, working lope	Balance and bend on the circle; regularity and quality of the lope.	7	2	14	smooth tran. to lope
12	Between C & M	Develop working jog	Willing, smooth transition; balance and bend in the corner; regularity and quality of the jog.	7		7	correct placement
13	B	Circle right 20m, free jog	Stretch forward and downward over topline with relaxation maintaining balance, tempo and regularity of jog; bend on the circle; smooth, willing retake of the reins and transition to working jog.	6	2	12	need to show difference between free J - WJ
	Before B	Gather the reins, working jog					
14	A	Down centerline	Balance and bend in the turn; straightness; regularity and quality of the jog; willing, smooth transition; regularity and quality of the walk; balance in downward transition to square, straight halt; immobility.	6		6	stepped back again or it would have been an "8"
	X	Halt through the walk, salute					

Leave arena at A in a walk with looped or long reins.





**WDAA 2017 WESTERN DRESSAGE BASIC LEVEL TEST 1**  
WESTERN DRESSAGE ASSOCIATION® OF AMERICA

\*COEFFICIENT

COLLECTIVE MARKS	POINTS	*	TOTAL	REMARKS
GAITS: freedom and regularity.	6	1	6	no engagement
IMPULSION: desire to move forward with suppleness of the back and steady tempo	6	1	6	needs to move more active and forward
RIDER'S POSITION, SEAT AND HANDS: well-balanced elastic seat demonstrating vertical, centered alignment, with light independent contact from hand(s)	7	1	7	correct position
RIDER'S CORRECT AND EFFECTIVE USE OF THE AIDS: evidenced by the horse's responsiveness; steady elastic connection cultivating athletic expression. Accuracy - precise placement of the figures and transitions, the effectiveness of the rider's aids determines the accurate fulfillment of the required movements of the tests	7	1	7	needs to use more leg to encourage forward movement
HARMONY: The horse accepts the aids and influence of the rider with attention, relaxation and confidence; and demonstrates a willing partnership between horse and rider resulting in a free flowing performance.	7	2	14	attentive, relaxed horse
SUBTOTAL:	total of points and coefficients above		156.50	
ERRORS:	subtract from subtotal			
TOTAL PONTS: (max points 240)	subtotal minus any errors		156.50	

REMARKS: Very attractive team but lacked engagement of hindquarters, forward movement and active gaits. Ring looks small a small Dressage ring measures 66 feet in width & 132 feet in length. Please review directives next to each movement to see what is being judged. Thank-you!

**Attention competitors submitting points to WDAA for the Horse Lifetime Points & Awards Program: Only this bottom portion needs to be submitted along with the Test/Rail Submission Form to verify your points. Please go to [www.westerndressageassociation.org](http://www.westerndressageassociation.org) for more information.**

**WDAA 2017 BASIC LEVEL TEST 1**

OHS World Virtual Show	
Name of Competition	
June 1st 2021	
Date of Competition	
Charmin Can Do	
Name and Number of Horse	
Kristen White	
Name of Rider	
<b>Final Score</b>	
<b>Maximum Points: 240</b>	
156.50	65.21 %
Points	Percent
Coeli Netsky	
Name of Judge	
<i>Coeli Netsky</i>	
Signature of Judge	





**WDAA 2017 WESTERN DRESSAGE BASIC LEVEL TEST 1**  
 WESTERN DRESSAGE ASSOCIATION® OF AMERICA

PURPOSE
Tests confirm that the horse is supple and moves freely forward in a clear steady rhythm, accepting light contact with the bit. The horse demonstrates greater understanding of the aids and calm acceptance of the bridle; greater emphasis is placed on relaxation, harmony, rideability and pure gaits. The horse is beginning to develop more impulsion and balance.

NEW REQUIREMENTS
20m circle at the working lope
20m circle at the free jog

<b>ENTRY NO:</b>	
<b>ARENA SIZE:</b>	Small (40m x 20m) or Large (60m x 20m)
<b>AVERAGE RIDE TIME:</b>	3:30 (Small) or 4:30 (Large)
<b>MAXIMUM PTS:</b>	240

All jog work may be ridden sitting or rising.

\*COEFFICIENT

		TEST	DIRECTIVES	POINTS	*	TOTAL	REMARKS
1	A	Enter working jog	Straightness; regularity and quality of the jog; willing, smooth transitions in and out of square, straight halt; immobility; willingness.	8		8	str. CL, halt sq. & immobile
	X	Halt through the walk, salute Proceed working jog					
2	C	Track right, working jog	Balance and bend in the turn and corner; regularity and quality of the jog.	7		7	correct bend
3	B	Turn right, working jog	Balance and bend in the turns; straightness; regularity and quality of the jog.	7.5		7.5	nice change in bend shown
	E	Turn left, working jog					
4	A	Circle left 20m, working jog	Balance and bend on circle; regularity and quality of the jog; willing, smooth transition; regularity and quality of the lope.	6.5		6.5	circle correct size, great energy almost passed A for lope.
	Before A	Develop working lope, left lead					
5	A	Circle left 20m, working lope	Balance and bend on the circle; regularity and quality of the lope.	7.5	2	15	forward - active lope, correct size & placement
6	Between A & F	Develop working jog	Willing, smooth transition; balance and bend in the corner; regularity and quality of the jog.	7		7	try for more between A&F instead of at A
7	Before B	Working walk	Willing, smooth transition; regularity and quality of the walk.	6.5		6.5	lost energy
8	B - H	Change rein, free walk	Horse willing to freely stretch the neck forward and down; relaxation; swing through the back; ground cover; willing, smooth transition; balance and bend in the corner; regularity and quality of the walks.	6.5	2	13	nose needs to be in front of the vertical line
	H	Working walk					
9	Before C	Develop working jog	Willing, smooth transition; regularity and quality of the jog.	7		7	prompt tran. to WJ
10	C	Circle right 20m, working jog	Balance and bend on circle; regularity and quality of the jog; willing, smooth transition; regularity and quality of the lope.	7.5		7.5	Well Done!
	Before C	Develop working lope, right lead					
11	C	Circle right 20m, working lope	Balance and bend on the circle; regularity and quality of the lope.	7	2	14	don't rush through half halt
12	Between C & M	Develop working jog	Willing, smooth transition; balance and bend in the corner; regularity and quality of the jog.	7		7	accurate tran.
13	B	Circle right 20m, free jog	Stretch forward and downward over topline with relaxation maintaining balance, tempo and regularity of jog; bend on the circle; smooth, willing retake of the reins and transition to working jog.	7	2	14	some nice str. but need more & show diff between FJ & WJ
	Before B	Gather the reins, working jog					
14	A	Down centerline	Balance and bend in the turn; straightness; regularity and quality of the jog; willing, smooth transition; regularity and quality of the walk; balance in downward transition to square, straight halt; immobility.	7		7	over shoot CL, sq & immobile halt
	X	Halt through the walk, salute					

Leave arena at A in a walk with looped or long reins.





**WDAA 2017 WESTERN DRESSAGE BASIC LEVEL TEST 1**  
WESTERN DRESSAGE ASSOCIATION® OF AMERICA

\*COEFFICIENT

COLLECTIVE MARKS	POINTS	*	TOTAL	REMARKS
GAITS: freedom and regularity.	7.5	1	7.5	free moving
IMPULSION: desire to move forward with suppleness of the back and steady tempo	8	1	8	forward gaits
RIDER'S POSITION, SEAT AND HANDS: well-balanced elastic seat demonstrating vertical, centered alignment, with light independent contact from hand(s)	7	1	7	bal. rider
RIDER'S CORRECT AND EFFECTIVE USE OF THE AIDS: evidenced by the horse's responsiveness; steady elastic connection cultivating athletic expression. Accuracy - precise placement of the figures and transitions, the effectiveness of the rider's aids determines the accurate fulfillment of the required movements of the tests	7	1	7	Add half halts
HARMONY: The horse accepts the aids and influence of the rider with attention, relaxation and confidence; and demonstrates a willing partnership between horse and rider resulting in a free flowing performance.	7	2	14	attentive horse
SUBTOTAL:	total of points and coefficients above		170.50	
ERRORS:	subtract from subtotal			
TOTAL POINTS: (max points 240)	subtotal minus any errors		170.50	

REMARKS: Lovely partnership. Great energy & forward movement. Add some half halts into help with tran's. Do not rush. Channel that energy where & when you want it. Well done! Thank -you!

**Attention competitors submitting points to WDAA for the Horse Lifetime Points & Awards Program: Only this bottom portion needs to be submitted along with the Test/Rail Submission Form to verify your points. Please go to [www.westerndressageassociation.org](http://www.westerndressageassociation.org) for more information.**

**WDAA 2017 BASIC LEVEL TEST 1**

OHS World Virtual Show	
Name of Competition	
June 1st. 2021	
Date of Competition	
DOC Hickory Dually	
Name and Number of Horse	
Megan Harmon	
Name of Rider	
<b>Final Score</b>	
<b>Maximum Points: 240</b>	
170.50	71.04 %
Points	Percent
Coeli Netsky	
Name of Judge	
<i>Coeli Netsky</i>	
Signature of Judge	

















Class # 71 WT Hunt Seat Trail

OUSA Inaugural World Show  
May 24-31, 2021

## USEF TRAIL SCORE SHEET

UNITED STATES EQUESTRIAN FEDERATION - ALL THINGS EQUESTRIAN

Obstacle Name	Obstacle Number	1	2	3	4	5	6	7	8	9	10	11	12	Obstacle Subtotal	Obstacle Penalty
Anna Marie	Penalty			OP											
	Obstacle Score	-1/2	0	-1 1/2	0	0	-1 1/2	-1 1/2	0	0					
	Running Total	69 1/2													DQ
Mayer	Penalty	5		OP											
	Obstacle Score	-1 1/2	-1/2	-1 1/2	0	-1/2	-1 1/2	0	-1/2	0					
	Running Total	63 1/2	63												DQ
	Penalty														
	Obstacle Score														
	Running Total														
	Penalty														
	Obstacle Score														
	Running Total														
	Penalty														
	Obstacle Score														
	Running Total														

LH Gate  
Trot  
Trot Turn  
Box  
Trot to  
Bridge  
Bridge  
Serp  
w pol 200  
90° R  
Back L